



Classic Chairs, Barstools, Tables, and Bases

Hospitality

Dining, Bar, and Lounge

Health and Elder Care

Education

SOFTTOUCHFURNITURE.COM | 1.877.747.7638



CONTENTS

- Wood Framed Chairs..... 3
- Metal Framed Chairs 7
- Classic Series - Table Tops 12
- Classic Series - Bases 14
- Outdoor Furniture16-22
 - Chairs 16
 - Tables..... 20
 - Bases..... 22
- Finish and Vinyl Options 23





PROVENCE

Chair (#4877) dimensions: 34" H x 21" D x 17" W
 Barstool (#9877) dimensions: 44" H x 21" D x 17" W
 Frame finishes: Walnut or Black
 Seat: PS - Padded or SS - Saddle
 Barstool footrest options: Brass, Chrome, or Black



VIBE

Chair (#4692) dimensions: 34" H x 19" D x 17" W
 Barstool (#9692) dimensions: 44" H x 19" D x 17" W
 Frame finishes: Cherry, Dark Mahogany, Mahogany, or Walnut
 Seat: VS - Veneer or PS - Padded
 Barstool footrest options: Brass, Chrome, or Black




LADDERBACK

Chair (#4613) dimensions: 34" H x 19" D x 17" W
 Barstool (#9512) dimensions: 43.5" H x 20" D x 19" W
 Frame finishes: Black, Cherry, Dark Mahogany, Mahogany, Natural or Walnut
 Seat: SS - Saddle, VS - Veneer, or PS - Padded
 Barstool footrest options: Brass, Chrome, or Black



MIRAGE

Chair (#4810) dimensions: 36" H x 21" D x 17" W
 Barstool (#9610) dimensions: 45" H x 19.5" D x 17" W
 Frame finishes: Cherry, Dark Mahogany, Mahogany, or Walnut
 Back and seat: UPH - Upholstered
 Barstool footrest options: Brass, Chrome, or Black



LUXE

Chair (#4659) dimensions: 34" H x 23" D x 19" W
 Barstool (#9659) dimensions: 45" H x 23" D x 19" W
 Frame finishes/seat options: Dark Mahogany with Black Vinyl or Walnut with Espresso Vinyl
 Back and seat: UPH - Upholstered
 Barstool footrest options: Brass, Chrome, or Black



OXFORD

Chair (#4636) dimensions: 33.5" H x 19" D x 18" W
 Barstool (#9636) dimensions: 44.5" H x 19" D x 18.5" W
 Frame finishes: Black, cherry, dark mahogany, mahogany, natural, walnut
 Back and seat options: UPH - Upholstered
 Barstool footrest options: Brass, Chrome, or Black

WOOD FRAME



CROSSBACK

Chair (#4688) dimensions: 35" H x 21" D x 19" W
 Backless Barstool (#188) dimensions: 30" H x 15" D x 15" W
 Barstool (#9688) dimensions: 45" H x 21" D x 20" W
 Frame finishes: Rustic Walnut, Rustic Natural, and Grey Wash
 Seat: VS - Veneer or PS - Padded



FESTIVA

Chair (#3868) dimensions: 32.5" H x 18" D x 16" W
 Barstool (#9868) dimensions: 43.5" H x 18" D x 20" W
 Frame finishes: Walnut
 Back: FP1 - Upholstered back, 1 side
 Seat: SS - Saddle, VS - Veneer, or PS - Padded
 Barstool footrest options: Brass, Chrome, or Black



BRISTOL

Chair (#4632) dimensions: 34" H x 19" D x 17" W
 Barstool (#9632) dimensions: 43.5" H x 20" D x 19.5" W
 Frame finishes: Black, Cherry, Dark Mahogany, Mahogany, Natural, or Walnut
 Back and seat: UPH - Upholstered
 Barstool footrest options: Brass, Chrome, or Black



NAPA

Chair (#3805) dimensions: 36" H x 20" D x 17" W
 Barstool (#9805) dimensions: 44" H x 19" D x 18" W
 Frame finishes: Black, Dark Mahogany, Natural, or Walnut
 Seat options: SS - Saddle or PS - Padded
 Barstool footrest options: Brass, Chrome, or Black



CONTEMPO

Chair (#4629) dimensions: 34.5" H x 17" D x 19" W
 Barstool (#9629) dimensions: 42.5" H x 18" D x 17" W
 Frame finishes: Dark Mahogany or Walnut
 Seat: VS - Veneer or PS - Padded
 Barstool footrest options: Brass, Chrome, or Black



CHLOE

Chair (#4693) dimensions: 34" H x 19" D x 17" W
 Barstool (#9693) dimensions: 44" H x 19.5" D x 17" W
 Frame finishes: Black, Cherry, Dark Mahogany, Mahogany, or Walnut
 Seat: PS - Padded
 Barstool footrest options: Brass, Chrome, or Black



CHECKER

Chair (**#4650**) dimensions: 35" H x 21.5" x 17" W
 Barstool (**#9650**) dimensions: 44" H x 21" D x 19" W
 Frame finishes: Black, Cherry, Dark Mahogany, Mahogany, Natural, Walnut
 Seat options: SS - Saddle, VS - Veneer, or PS - Padded
 Barstool footrest options: Brass, Chrome, or Black



VERTICAL

Chair (**#4625**) dimensions: 34" H x 19" D x 17" W
 Barstool (**#9625**) dimensions: 43.5" H x 20" D x 17" W
 Frame finishes: Black, Cherry, Dark Mahogany, Mahogany, Natural, or Walnut
 Seat: VS - Veneer or PS - Padded
 Barstool footrest options: Brass, Chrome, or Black



SCHOOLHOUSE

Chair (**#3809**) dimensions: 35" H x 22" D x 18" W
 Barstool (**#9510**) dimensions: 44" H x 18" D x 18" W
 Swivel Barstool (**#9511**) dimensions: 43.5" H x 20" D x 18.5" W
 Frame finishes: Cherry, Mahogany, Natural, or Walnut
 Seat: SS - Saddle
 Barstool footrest options: Brass, Chrome, or Black



DEMI STOOL

Stool (**#117**) dimensions: 30" H x 19" D x 19" W
 Frame finishes: Cherry, Dark Mahogany, Mahogany, or Walnut
 Seat: PS - Padded
 Foot ring options: Brass or Chrome



DEMI STOOL

Stool (**#118**) dimensions: 30" H x 16" D x 16" W
 Frame finishes: Cherry, Dark Mahogany, Mahogany, or Walnut
 Seat: PS - Padded
 Footrest options: Brass, Chrome, or Black



DEMI STOOL

Stool (**#117PS6**) dimensions: 30" H x 19" D x 19" W
 Frame finishes: Cherry, Dark Mahogany, Mahogany, or Walnut
 Seat: PS - Padded
 Foot ring options: Brass or Chrome

WOOD FRAME BACK & SEAT OPTIONS

Available options vary by chair and barstool model.



SS—SOLID WOOD (SADDLE) SEAT



VS—VENEER SEAT



PS—PADDED SEAT

Comfortable padded and upholstered seat
Seat frame visible





SANTOS

Chair (#511) dimensions: 32" H x 18" D x 16" W
 Barstool (#611) dimensions: 43" H x 18" D x 16" W
 Metal frame finish: Matte black
 Back and seat: VS - Veneer (Dark Mahogany, Natural, or Walnut)

GEO

Chair (#560) dimensions: 32" H x 18" D x 16" W
 Barstool (#660) dimensions: 43" H x 18" D x 16" W
 Metal frame finish: Black
 Back and Seat: UPH - Upholstered (Black or Burgundy Vinyl)
 Non-marring butyrate glides



SILHOUETTE

Chair (#506) dimensions: 38" H x 23" D x 18" W
 Barstool (#606) dimensions: 46" H x 21" D x 17" W
 Metal frame finish: Mahogany or Walnut
 Back and seat: UPH - Upholstered (Black Vinyl)

PORTER

Chair (#591) dimensions: 32" H x 16.5" D x 16.5" W
 Barstool (#691) dimensions: 42" H x 18" D x 16" W
 Metal frame finish: Mahogany or Walnut
 Seat: VS - Veneer (Mahogany or Walnut) or PS - Padded



BANQUET

Chair (#624) dimensions: 32.5" H x 22" D x 17.5" W
 Metal frame finishes/seat: Black with Black Vinyl, Black with Red Vinyl, or Brown with Brown Vinyl
 Stackable

BANQUET

Chair (#724) dimensions: 35.5" H x 21" D x 17.5" W
 Metal frame finishes: Black
 Back and seat: UPH - Upholstered (Black or Burgundy vinyl)
 Stackable

BANQUET

Chair (#924) dimensions: 37.5" H x 20.5" D x 17.5" W
 Metal frame finishes: Silver vein
 Back and seat: UPH - Upholstered (Black or Burgundy fabric)
 Stackable

METAL FRAME



DANTE

Chair (#513) Dimensions: 32" H x 18" D x 16" W
 Barstool (#613) Dimensions: 43" H x 18" D x 16" W
 Swivel Barstool (#671) dimensions: 44" H x 17" D x 17" W
 Metal frame finishes: Black or Distressed Clear
 Seat: SS - Saddle, VS - Veneer, or PS - Padded



WYNDHAM

Chair (#535) dimensions: 34.5" H x 18.5" D x 17" W
 Barstool (#635) dimensions: 43" H x 17" D x 17" W
 Metal frame finishes: Black, Mahogany, or Walnut
 Seat: VS - Veneer or PS - Padded



WINDSOR

Chair (#550) dimensions: 36" H x 18" D x 16" W
 Barstool (#650) dimensions: 43" H x 17" D x 16.5" W
 Metal frame finishes: Black, Mahogany, or Walnut
 Seat: VS - Veneer or PS - Padded



BULLSEYE

Chair (#514) dimensions: 32" H x 21" D x 17.5" W
 Barstool (#614) dimensions: 43" H x 20" D x 19" W
 Metal frame finishes: Black
 Seat: VS - Veneer (Dark Mahogany, Natural or Walnut) or PS - Padded



TOLEDO

Chair (#540) dimensions: 34" H x 20" D x 18" W
 Barstool (#640) dimensions: 44" H x 18" D x 18" W
 Metal frame finishes: Black
 Seat: RW - Reclaimed Wood (Natural or Walnut)



HUDSON

Chair (#545) dimensions: 31" H x 19" D x 17" W
 Barstool (#645) dimensions: 43" H x 20" D x 17" W
 Backless Barstool (#646) dimensions: 30" H x 17" D x 17" W
 Metal frame finishes: Distressed Clear
 Seat: RW - Reclaimed Wood (Walnut) or PS - Padded



ASTOR

Chair (**#530**) dimensions: 34" H x 20" D x 18" W
 Barstool (**680**) dimensions: 47" H x 20" D x 18" W
 Backless barstool (**#600**) dimensions: 30" H x 17" D x 17" W
 Metal frame finishes: Distressed Clear or Vintage Copper
 Seat: M - Metal, W - Wood (Natural or Walnut), or PS - Padded
 Stackable (**#530 and #600**)



549

Chair (**#549**) Dimensions: 34" H x 18" D x 18" W
 Barstool (**#649**) Dimensions: 31.5" H x 22.5" D x 15.25" W
 Available in Distressed Grey Oak and Distressed Walnut
 Black powder coated frame finish
 Back and seat: SW - Solid Wood
 Non-Marring plastic glides



CAFE

Chair (**#592**) Dimensions: 34" H x 17" D x 16" W
 Metal frame finishes: Black or Chrome
 Seat: PS - Padded

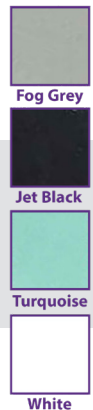


DUMONT

Barstool (**#688**) dimensions: 45" H x 19" D x 18" W
 Metal frame finish: Vintage Black, Grey, or Vintage White
 Seat: M - Metal, SW - Solid Ash Wood, or PS - Padded



Standard Colors



CLAMSHELL

Chair (**#1155**) Dimensions: 29.5" H x 23.5" D x 20" W
 Barstool (**#1155BS**) Dimensions: 43" H x 23.5" D x 20" W
 Metal frame finish: Black
 Seat: Heavy duty Fiberglass Shell



CLASSIC STOOL

Stool (**#148**) dimensions: 41" H x 19.5" D x 19.5" W
 Metal frame finish: Chrome
 Back and seat: UPH - Upholstered
 Heavy-duty swivel glides, Chrome foot rest, and Swivel seat
 Available in 24" counter height

METAL FRAME



CLASSIC BUCKET SEAT STOOL

Stool (#447) dimensions: 45" H x 18.5" D x 19.5" W
 Standard base stool (#4X) dimensions: 45" H x 18.5" D x 19.5" W
 Metal frame finish: Chrome (#447) and Black (#4X)
 Back and seat: UPH - Upholstered (Black or Claret Vinyl)
 Heavy-duty swivel glides, Chrome foot rest and Swivel seat



CLASSIC BACKLESS STOOL

Stool (#1447) dimensions: 29" H x 17" D x 17" W
 Grooved Seat Ring Stool (#147) dimensions: 30" H x 18" D x 18" W
 Metal frame finish: Chrome
 Seat: PS - Padded
 Swivel seats



CLASSIC STOOL

Stool (#142) dimensions: 30" H x 19.5" D x 19.5" W
 Grooved Seat Ring Stool (#144) dimensions: 30" H x 19.5" D x 19.5" W
 Metal frame finish: Chrome
 Seat: PS - Padded
 Double foot ring and Swivel seat
 Also available in 24" counter height



FOUNTAIN STOOL

Backless stool (1500-782) Dimensions: 30" H x 14" D x 14" W
 Stool (1500-782RB) Dimensions: 30" H x 14" D x 14" W
 Frame Finish: Chrome
 Back and seat: PS - Padded
 18", 24", or 30" seat height available
 3.5" column, 9" bell bottom, and seat return swivel
 Optional Foot Rest; Not on 18"
 Grooved seat ring




FOUNTAIN STOOL

Stool (#1500-530 and #1500-921)
 Dimensions: 30" H x 14" D x 14" W
 Frame Finish: Chrome
 Back and seat: PS - Padded
 18", 24", or 30" seat height available
 3.5" column, 9" bell bottom, and seat return swivel
 Optional Foot Rest; Not on 18"



RETRO

Chair (#921) Dimensions: 31.5" H x 22.5" D x 15.25" W
 Metal frame finish: Chrome
 Back and seat: PS - Padded
 Curved back

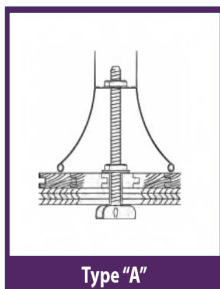


FOUNTAIN STOOL

Stool (#1500-161) Dimensions: 30" H x 14" D x 14" W
 Frame Finish: Chrome
 Seat: PS - Padded
 18", 24", or 30" seat height available
 3.5" column, 9" bell bottom, and swivel
 Optional Foot Rest; Not on 18"

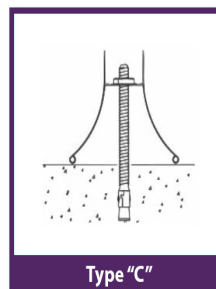
FOUNTAIN (#707) FOOTREST

Frame Finish: Chrome
 (Optional)



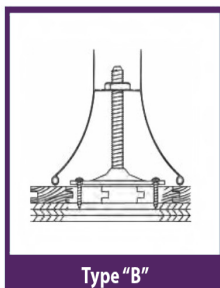
Type "A" Floor Attachment

Wooden floor (Floor not to exceed 5" in thickness) by means of a toggle bolt.



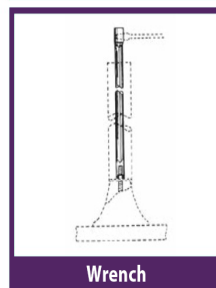
Type "C" Floor Attachment

Composite floor by means of an expansion shell.




Type "B" Floor Attachment

Wooden floor by means of an anchor plate.



Wrench Floor Attachment



CLASSIC SERIES - TABLE TOPS



HC SERIES

Honeycomb structure core
High - Density Melamine
Finishes: Weathered Oak or Zebrano
1.75" Thickness



RA SERIES

Reclaimed solid wood
Finish: Walnut and Black
1.5" Thickness



24" x 24"
30" x 30"
36" x 36"



24" x 30"
24" x 42"
30" x 48"
30" x 60"
30" x 72"
30" x 84"



24"
30"
36"
42"
48"



24" x 24"
30" x 30"
36" x 36"



24" x 30"
24" x 42"
30" x 48"
30" x 60"
30" x 72"



24"
30"
36"
42"



CLASSIC SERIES - TABLE TOPS



T SERIES

Laminate reversible table top
 Finishes: Mahogany/Black or Walnut/Oak
 Black T-Mold edge
 1" Thickness



24" x 24"
 24" x 48"
 30" x 30"
 30" x 60"
 36" x 36"



24" x 30"
 24" x 42"
 30" x 42"
 30" x 48"
 30" x 72"



24"
 30"
 36"
 42"
 48"



36" x 36" to 51"



TP SERIES

White vinyl padded table top
 1.25" Thickness



24" x 24"
 30" x 30"
 36" x 36"



24" x 30"
 24" x 42"
 30" x 42"
 30" x 48"



24"
 30"
 36"
 42"
 48"



36" x 36" to 51"



SW SERIES

Eased edge solid Beech wood table top
 Finishes: Cherry, Dark Mahogany, Natural or Walnut
 1.25" Thickness



24" x 24"
 30" x 30"
 36" x 36"



24" x 30"
 24" x 42"
 30" x 42"
 30" x 48"



24"
 30"
 36"
 42"



36" x 36" to 51"

CLASSIC SERIES - TABLE BASES



B SERIES

Cast Iron Table Bases
 Black powder coated finish
 Available in 40.5" bar heights
 Adjustable floor glides
 Options available: Foot Ring

B2222 - 28.5" x 22" x 22"
 BH2222 - 40.5" x 22" x 22"
 B2430 - 28.5" x 24" x 30"
 BH2430 - 40.5" x 24" x 30"
 B3030 - 28.5" x 30" x 30"
 BH3030 - 40.5" x 30" x 30"
 B3333 - 28.5" x 33" x 33"
 BH3333 - 40.5" x 33" x 33"

B0522 - 28.5" x 5" x 22"
 BH0522 - 40.5" x 5" x 22"
 B18 - 28.5" x 18" D
 BH18 - 40.5" x 18" D
 B24 - 28.5" x 24" D
 BH24 - 40.5" x 24" D
 B30 - 28.5" x 30" D
 BH30 - 40.5" x 30" D



GB SERIES

Black powder coated finish
 Contemporary low profile design
 Available in 42.5" bar height
 Available as a single or double

GB1818 - 28.5" x 18" x 18"
 GBH1818 - 40.5" x 18" x 18"
 GB2424 - 28.5" x 24" x 24"
 GBH2424 - 40.5" x 24" x 24"
 GB1628 - 28.5" x 16" x 28"
 GBH1628 - 40.5" x 16" x 28"



GS SERIES

Stainless Steel Table Bases
 Contemporary low profile design
 Available in 42.5" bar height
 Adjustable floor glides

GS1818 - 28.5" x 18" x 18"
 GSH1818 - 40.5" x 18" x 18"
 GS2424 - 28.5" x 24" x 24"
 GSH2424 - 40.5" x 24" x 24"
 GS1628 - 28.5" x 16" x 28"
 GSH1628 - 40.5" x 16" x 28"



GR SERIES

Stainless Steel Table Bases
 Contemporary low profile design
 Available in 42.5" bar height
 Adjustable floor glides

GR18 - 28.5" x 18" D
 GRH18 - 40.5" x 18" D
 GR23 - 28.5" x 23" D
 GRH23 - 40.5" x 23" D



CQ SERIES

Chrome Table Bases
Available in 40.5" bar heights
Adjustable floor glides

- CQ0522 - 28" x 5" x 22"
- CQH0522 - 40.5" x 5" x 22"
- CQ2222 - 28" x 22" x 22"
- CQH2222 - 40.5" x 22" x 22"
- CQ3030 - 28" x 30" x 30"
- CQH3030 - 40.5" x 30" x 30"



SB SERIES

Cast Iron Table Bases
Black powder coated finishes
Available in 40.5" bar heights
Adjustable floor glides

- SB322 - 28.5" x 22" x 22" - 11lbs
- SBH322 - 40.5" x 22" x 22" - 11lbs
- SB432 - 28.5" x 32" x 32" - 15lbs
- SBH432 - 40.5" x 32" x 32" - 15lbs



BF SERIES

Black Cast Iron Table Bases
Available in 40.5" Bar heights
Adjustable Floor Glides

- BF2222 - 28.5" x 22" x 22"
- BFH2222 - 40.5" x 22" x 22"



BQT TABLE

Oak Veneer Banquet Table with Folding Black Legs
3/4" sealed smooth plywood top with ribbed aluminum edge
16 gauge black tubular legs



60"
72"



30" x 48"
30" x 72"
30" x 96"

OUTDOOR FURNITURE



SOL

Chair (#8216) dimensions: 34.5" H x 22.5" D x 18" W
 Armless Barstool (#8816) dimensions: 44" H x 22.5" D x 18" W
 Barstool (#8816AR) dimensions: 44" H x 22.5" D x 21.5" W
 Metal frame finishes: Fully welded brushed Aluminum frame
 Seat: Available with Pewter, Tan, Black, Red, or Green Synthetic Teak Slats
 Nylon floor glides



PORTOFINO

Chair (#270) dimensions: 33.5" H x 18" D x 22" W
 Resin frame
 Available in: Midnight Blue, Tan, Black, Olive and Green



LUMINA

Chair (#622) dimensions: 29" H x 22" D x 21.5" W
 Metal frame finishes: Aluminum
 Seat & back: Red, Blue, or Black



AMALFI

Bench (#850) dimensions: 37.5" H x 26" D x 48" W
 Weave finishes: Espresso



AMALFI

Chair (#840) dimensions: 35.5" H x 21" D x 18" W
 Backless Barstool (#941) dimensions: 31.5" H x 15" D x 15" W
 Barstool (#940) dimensions: 43" H x 19.5" D x 17" W
 Weave finishes: Espresso



AMALFI

Side Chair (#845) dimensions: 31.5" H x 27" D x 22" W
 Arm Chair (#845AR) dimensions: 31" H x 23.5" D x 22" W
 Barstool (#945) dimensions: 42" H x 23" D x 22" W
 Weave finishes: Espresso



RIVOLI

Chair (#765) dimensions: 32" H x 21" D x 17" W
 Barstool (#865) dimensions: 41" H x 21" D x 18" W
 Armchair (#765AR) dimensions: 32" H x 21" D x 23" W
 Fully welded aluminum frame
 Available in: Black or Cappuccino
 Plastic floor glides



CAPRI #815

Side Chair (#815) dimensions: 33.5" H x 22.5" D x 20" W
 Arm Chair (#815AR) dimensions: 33.5" H x 25.5" D x 21.5" W
 Barstool (#915) dimensions: 45.5" H x 25" D x 22" W
 Metal frame finishes: Aluminum frame powder coated to imitate Bamboo.
 Seat: Woven Nylon seat
 Nylon floor glides



NEWPORT

Arm Chair (#625) dimensions: 29" H x 22.5" D x 21.5" W
 Metal frame finishes: Aluminum




ALUMINUM CLASSIC

Chair (#870) dimensions: 33" H x 20" D x 15.5" W
 Backless Barstool (#891) dimensions: 30" H x 15" D x 15" W
 Barstool (#871) dimensions: 42" H x 20.5" D x 16" W
 Metal frame finishes: Brushed Aluminum
 Seat: A - Aluminum or PS - Padded



MAYA

Chair (#726) dimensions: 33" H x 23" D x 19" W
 Armchair (#726AR) dimensions: 32" H x 21" D x 23" W
 Powder coated outdoor steel frame and resin seat/back
 Available in: Black frame, dark gray slats and tan frame and cream slats
 Nylon floor glides



ST BENCH

Bench (STB 1646) dimensions: 18" H x 16" D x 46" W
 Bench (STB 1669) dimensions: 18" H x 16" D x 69" W
 Metal frame finishes: Fully welded brushed aluminum frame
 Seat: Available with Black or Tan Synthetic Teak slats
 Nylon floor glides

OUTDOOR FURNITURE



822T

822GR

822

Chair (**#822T and #822GR**) dimensions: 30" H x 20" D x 20" W
 Aluminum frame
 Woven synthetic rope seat and aluminum back
 Available in: Black frame with dark grey or tan rope
 Nylon floor glides



922T

922GR

922

Barstool (**#922GR**) dimensions: 42" H x 19" D x 17.5" W
 Barstool (**#922T**) dimensions: 42" H x 19" D x 17" W
 Aluminum frame
 Woven synthetic rope seat and aluminum back
 Available in: Black frame with dark grey or tan rope
 Nylon floor glides



277

Chair (**#277AR**) dimensions: 33" H x 18" D x 21" W
 Resin frame
 Available in: Charcoal



TAVOLI

Armchair (**#723AR**) dimensions: 31" H x 22" D x 21" W
 Available in: Black, Red, or Blue Resin Wicker
 *Blue Resin Wicker available only with white frame
 Plastic floor glides



SIENNA

Chair (**#240**) dimensions: 33" H x 23" D x 19" W
 Armchair (**#240AR**) dimensions: 33" H x 23" D x 22" W
 Resin frame
 #240 available in: Gray and Brown
 #240AR available in: Black and Gray



989

Barstool (**#989**) dimensions: 46" H x 19" D x 19" W
 Stacking Chair (**#889ST**) dimensions: 35" H x 19" D x 19" W
 Available in: Black, Vintage White and Gray
 Available seating options: Metal, Upholstered, and Distressed Solid Wood seat
 *Upholstered and distressed solid wood seat not suitable for outdoor use
 Non-marring plastic glide



211

Chair (**#211**) dimensions: 31" H x 22" D x 19" W
Armchair (**#211AR**) dimensions: 31" H x 22" D x 22" W
Barstool (**#911**) dimensions: 38" H x 18.5" D x 17" W
Resin frame
Available in: Midnight Blue, Crimson, Black and Olive



KENNEDY

Armchair (**#298**) dimensions: 31" H x 21" D x 24" W
Resin frame
Available in: Tan and Pewter frame finishes



OUTDOOR FURNITURE



ANTIGUA

Side Chair (#2130700-0480) dimensions: 33" H x 26" D x 21.5" W
 Barstool (#2130300-0280) dimensions: 45" H x 26" D x 22.5" W
 Metal frame finishes: Cappuccino
 Back and Seat: Black Textiline
 Stackable



CAREDO

Arm Chair (#2171100-04) dimensions: 35.5" H x 25" D x 24" W
 Barstool (#2170300-04) dimensions: 51" H x 33" D x 24" W
 Metal frame finishes: Charcoal (add a 50 to model number) or Bronze (add a 20 to model number)
 Back and Seat: Mesh
 Optional seat cushions available
 Stackable



CHIAVARI

Arm Chair (#289) dimensions: 16" H x 18" D x 36" W
 Resin frame
 Available in: Black, White and Gold



OCS ANTIQUE WHITE

Scratch resistant composite table top
 Available in: Barn Plank and Ash Gray
 Suitable for Indoor/Outdoor use
 1" thickness




24" x 24"
 30" x 30"
 36" x 36"



24" x 30"
 30" x 48"



24"
 36"
 42"



ST SERIES

Aluminum Frame with Synthetic Teak Slats table top
 Finishes: Black, Green, Red, or Tan
 Available with umbrella hole (except 24", 24" x 24", and 24" x 30")



24" x 24"
 30" x 30"
 36" x 36"



24" x 30"
 30" x 48"



24"
 36"



TTA SERIES

Stainless Steel table top
 1" Thickness
 One piece of Stainless Steel stamped and sealed over moisture resistant Partical Board Core



24" x 24"
 30" x 30"
 36" x 36"



26" x 43"



24"
 32"



WZ SERIES

Werzalit table top, 1" Thickness
 Weatherproof and UV-resistant
 Scratch resistant and Heat resistant, sustainable: PEFC-certified
 Finishes: Antique Walnut, Antique White, Concrete, Copper, Wicker, and Reclaimed Wood
 Top also available with umbrella hole
 Dark colors not suitable in direct sunlight



24" x 24"
 32" x 32"
 36" x 36"



24" x 32"
 32" x 48"



24"
 30"
 36"
 42"
 48"



HPL SERIES

High pressure laminate
 Suitable for indoor/outdoor use
 Weatherproof, scratch and UV-resistant
 Available in Carrera, Midnight and Java
 1/2" thickness
 Available with umbrella hole



24" x 24"
 30" x 30"
 36" x 36"



24" x 30"
 24" x 42"
 30" x 48"
 30" x 60"
 30" x 72"



24"
 30"
 36"
 42"
 48"

OUTDOOR FURNITURE



C SERIES

Chrome table bases
Available in a 40.5" bar height

C2323 - 28" x 23" x 23"
CH2323 - 40.5" x 23" x 23"



CA SERIES

All weather Aluminum E powder
coated table bases
Available in a 40.5" bar height


CA2424 - 28.5" x 24" x 24"
CHA2424 - 40.5" x 24" x 24"
CA3232 - 28.5" x 32" x 32"
CHA3232 - 40.5" x 32" x 32"
CA2436 - 28.5" x 24" x 36"
CHA2436 - 40.5" x 24" x 36"



AB SERIES

Polished Aluminum Table Bases
Adjustable Floor Glides
Available as a single or a double base


AB2222 - 28.5" x 22" x 22"
AB2626 - 28.5" x 26" x 26"
AB2723 - 28.5" x 27" x 23"



SPUN CAFE BASE

Steel table bases
Available in 40" bar height
Available in Bronze (**0120**), Charcoal (**0150**), or
Platinum (**0170**)

2332700-0120 - 29" x 24" D
2332700-0150 - 29" x 24" D
2332700-0170 - 29" x 24" D
2335700-0120 - 40" x 24" D
2335700-0150 - 40" x 24" D
2335700-0170 - 40" x 24" D



SPUN DINING BASE

Steel table bases
Available in 40" bar height
Available in Bronze (**0120**), Charcoal (**0150**), or
Platinum (**0170**)

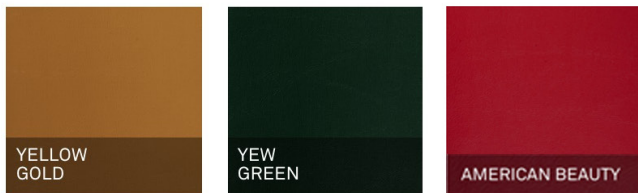
2333700-0120 - 29" x 28" D
2333700-0150 - 29" x 28" D
2333700-0170 - 29" x 28" D
2334700-0120 - 40" x 28" D
2334700-0150 - 40" x 28" D
2334700-0170 - 40" x 28" D

The samples shown below are photographs of European beechwood finishes, metal chair frame finishes, and vinyl. The actual color of finished samples and products may vary. Samples and swatches are available on request. This is just a sample of what Soft Touch Furniture has to offer, please ask your sales representative or email us for more information.

Metal Finishes



Wood Finishes



Standard Vinyl - New Soho



For more of our work,
see our other catalogs.



**Booths, Banquettes,
and Benches**



Millwork



Interiors



Tabletops and Bases

SOFT TOUCH FURNITURE

When you call Soft Touch Furniture, you talk with real people who are focused on your needs. Whether you own one establishment or are the buyer for a large chain, you can expect nothing less than our full attention and our very best work. And we will do it all at a price you will love. Yes, you can have it all! High quality does not have to break the bank. Get in touch with us today and prepare to be pleasantly surprised.

Soft Touch Furniture

1560 South State Street
Girard, OH 44420 USA

softtouchfurniture.com

Phone: 877.747.7638 | 330.545.4204

Fax: 330.288.0083

Email: info@softtouchfurniture.com



For additional information please contact us at 877-747-7638. We're glad to help!