

What Exactly Is Tufting?




Tufting is a way of anchoring the filling and padding materials on a seat back or cushion by stitching through all the layers from top to bottom and pulling the heavy thread tight to create a dimpled effect. The tuft is usually finished with a button covered in matching fabric to hide the stitches. However, the tuft can also be finished with just a stitch detail or with a little ribbon of the same fabric used to upholster the piece.

Diamond tufting and biscuit tufting

True tufting incorporates a deep pleat in the fabric or leather between the tufts, creating a diamond or biscuit (square) pattern with tufts about 6 to 8 inches apart. The pleats are quite deep—each one requires about 8 inches of fabric so that it doesn't pull out. Tufted upholstery requires more yardage than a back or seat cushion with a flat surface.

Button-back styles

Button-back upholstery is somewhat like tufting. A stitch is taken between the top layers of the padding to create a pattern—but the fabric is not pleated between the tufts and the dimple created is shallow, not deep. Button-back upholstery will not distort the design of the fabric. A contrasting solid color fabric may be used for buttons or welting for a tailored look to accent the lines of the frame.






STANDARD BUTTON TUFTING



Biscuit Tufting

- Square tufting with #30 buttons (3/4" diameter)
- Hand pleated with no sewing
- Buttons are hand tied





Diamond Tufting

- Diamond shaped tufting with #30 buttons (3/4" diameter)
- Each diamond is hand tufted with no sewing
- Buttons are hand tied



Button Tufting

- Buttons only
- Each button is hand tied





SEWN AND BLIND TUFTING



Blind Biscuit Tufting

- Square tufting with no buttons
- Each pleat is sewn and hand tied



Blind Diamond Tufting

- Diamond shaped tufting with no buttons
- Each pleat is hand tufted




Sewn Tufting

- Each panel is sewn individually, no buttons are used
- Each point of square is hand tied





SPECIALTY TUFTING AND CHANNELS




Patterned Button Tufting

- Button Tufting in a particular pattern for added graphic effect
- Contact us for patterns available!



Diamond "V" Tufting

- Double row of diamond tufting gives the "V" look
- Pleats extend to edge of panels



Channel Tufting

- Vertical channels with Button tufting on ends
- Creates "V" pattern on top and bottom of channels




Diamond "Y" Tufting

- Single row of diamond tufting, gives the "Y" look
- Large scale for dramatic effect



Vertical Channels

- Equal spaced vertical channels
- Each channel is an individual piece of foam



Horizontal Channels

- Equal spaced horizontal channels
- Each channel is an individual piece of foam

